

**COMPRESSOR**

Displacement (cm <sup>3</sup> )	12.05
Diameter (mm)	29.37
Stroke (mm)	17.78
Net Weight (Kg)	11.2
Oil type	ISO VG 22 ESTER
Oil charge (cm <sup>3</sup> )	350

**MOTOR**

Approximate Power (CV)	3/8
Voltage/Frequency (V/Hz)	220V 50Hz
Voltage range (V)	187-264
Code	63,112
Type	CSIR
Phase number	1 PH
Locked rotor current (A)	13.5
Main W. resist. at 25°C (Ω)	5.75
Start W. resist. at 25°C (Ω)	20.3

**APPLICATION**

Application	High/Mid. back pressure
Refrigerant	R134a
Evaporating (°C)	-25 to 10
Expansion	Capillar/Valve
Comp. cooling	Fan cooled
Max. ambient temp. (°C)	43

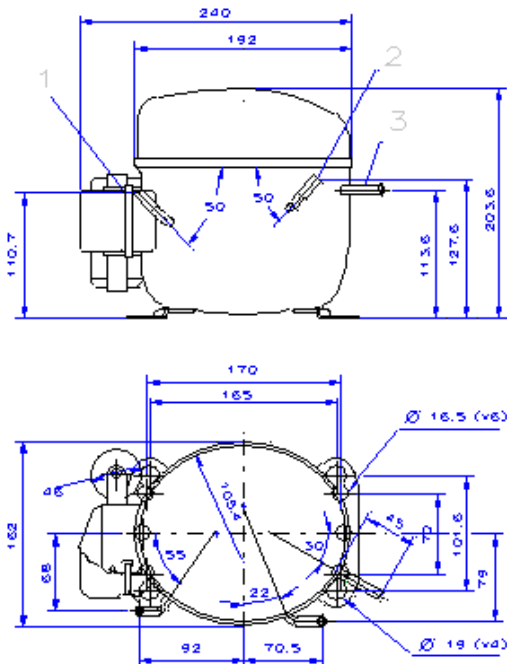
NOMINAL PERFORMANCE	CYCLE C	CYCLE D
Cooling capacity (W)	893	1070
Input power (W)	497	520
EER (kcal/Wh)	1.54	1.76
COP (W/W)	1.79	2.05
Current (A)	2.82	2.89

**TEST CONDITIONS**

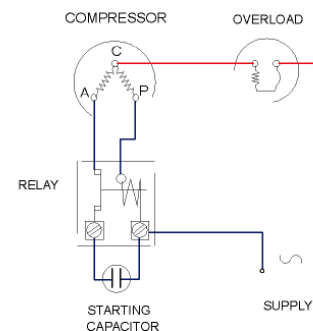
Evaporating temp. (°C)	5.0	7.2
Condensing temp. (°C)	55.0	55.0
Liq.t. entering expan. (°C)	55.0	46.0
Ambient t. and return (°C)	32.0	35.0
Tens/Freq (V/Hz)	220V 50Hz	220V 50Hz

**ELECTRICAL COMPONENTS**

Relay	9660 A 138	MTRP 43
Pick-Up (A)	6,20	6,10
Drop-Out (A)	5,25	5,20
Protector	MRT26AMK	T0181
Current (A)	11.1	11.1
Time check (seg)	7.5-14	7.5-14
Disc temp. (Open/Close) (°C)	105.0 / 61.0	105.0 / 61.0
Starting capacitor (μF/V)/F/V)	47- 56 / 330	

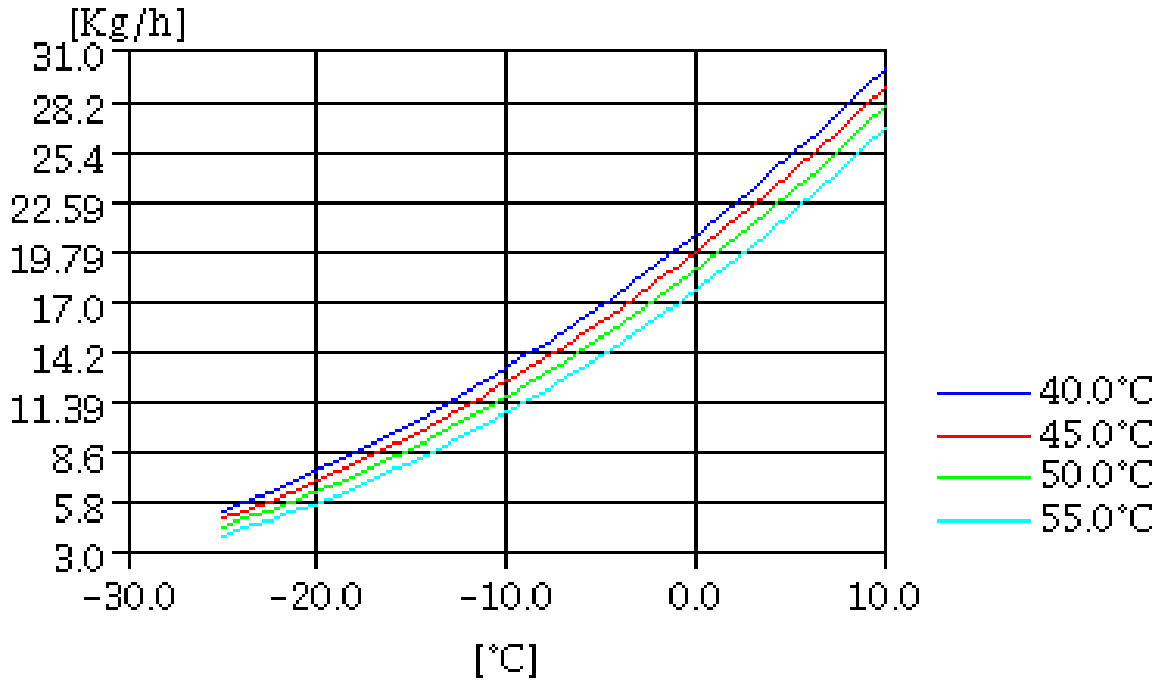
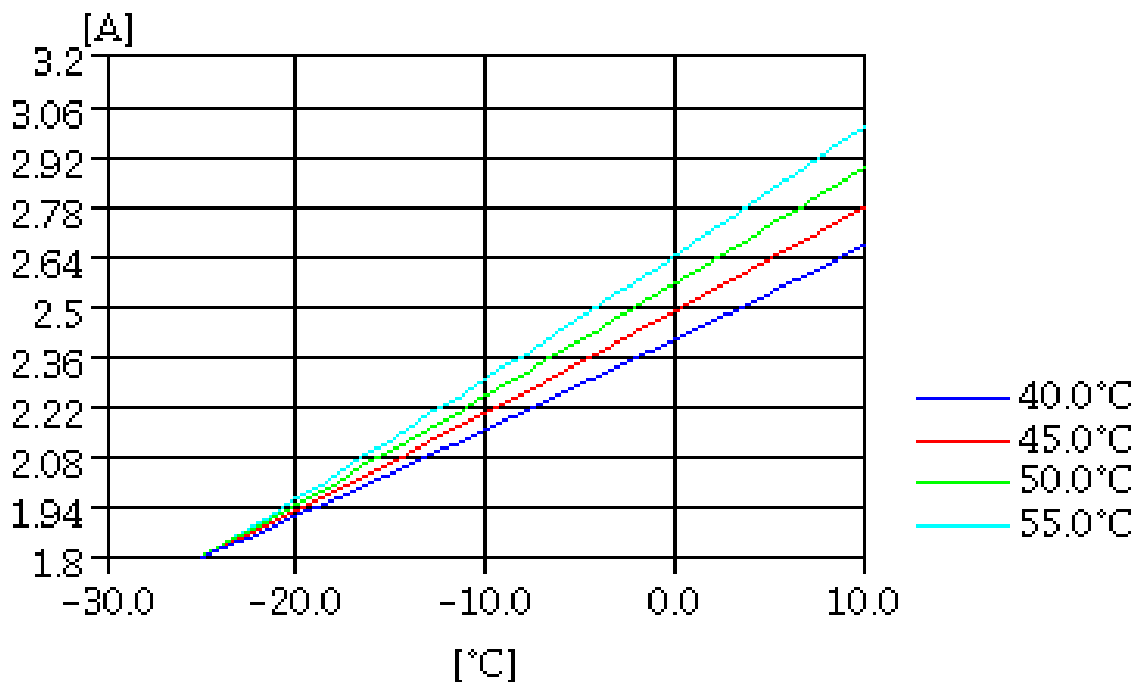
**DIMENSIONS AND ELECTRICAL DIAGRAM**


DESIGNATION	INTERNAL DIAM. (MM)
1 Suction/Service	8,1
2 Service/Suction	8,1
3 Discharge	6,5

**CSIR**


**TEST CONDITIONS**

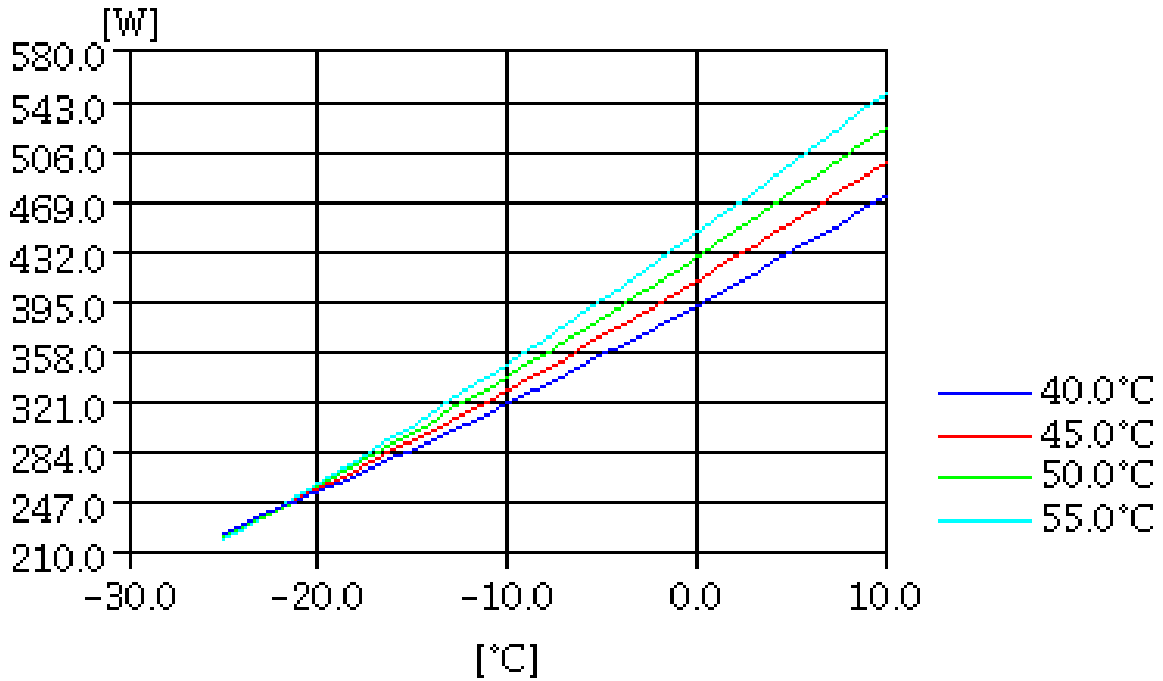
Voltage/frequency	220V 50Hz
Ambient t. and return	35 °C
Liq.t. entering expan.	Subcooling 9 K

**MASS FLOW**

**CONSUMPTION**


**TEST CONDITIONS**

Voltage/frequency	220V 50Hz
Ambient t. and return	35 °C
Liq.t. entering expan.	Subcooling 9 K

INPUT W



COOLING CAPACITY

